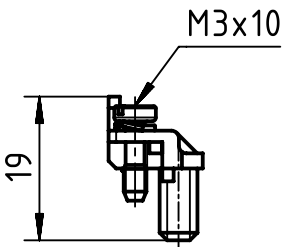
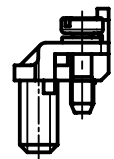
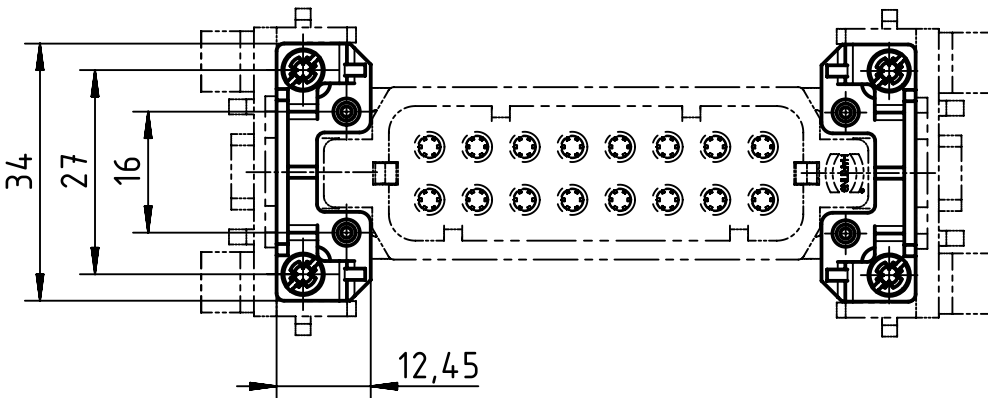
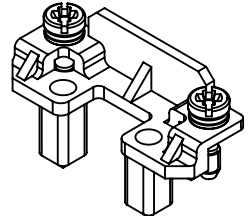
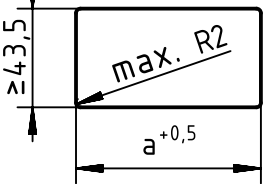
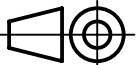



	1	2	3	4	5	6	
A	components order separate	insert					
		Han 10A, 15D	Han 16A, 25D				
B	Han Snap panel mounting	09 33 000 9985					
		panel cut out					
							
		a=81,5	a=98				
C	Han Snap insert-mounting with carrier element	09 33 000 9989					
		eccentric installation	centric installation				
	Han Snap shell housing	not available	09 33 016 0401				
	Han Snap coupling with strain relief	09 33 000 9986					
D	Han Snap coupling without strain relief	09 33 000 9987		<p>pack contents: 2 adapters, 4 fixing screws</p>			
	Han Snap insert-mounting for DIN rail	09 33 000 9980					
			 All Dimensions in mm Original Size DIN A4	Scale 1:1	Free size tol.		Ref.
			 All rights reserved Department EL PD	Created by SPRENB	Inspected by BERGHORN	Standardisation RUETERA	Date 2020-01-21
			HARTING Electric GmbH & Co. KG D-32339 Espelkamp	Title ADAPTER Han A/Han SNAP			State Final Release
				Type TB	Number 09 20 000 9933		Doc-Key / ECM-Nr. 100748037/UGD/001/B 500000164489
							Rev. B Page 1/2